

## TOGETHER FOR OUR MOANA - WE'RE SHAPING OUR FUTURE

### INTRODUCTION LESSON

ALLOW 15 MINUTES

Haere mai / welcome!!

**Watch** this introduction video from Riley and Steve, who started Young Ocean Explorers.

Video for teachers



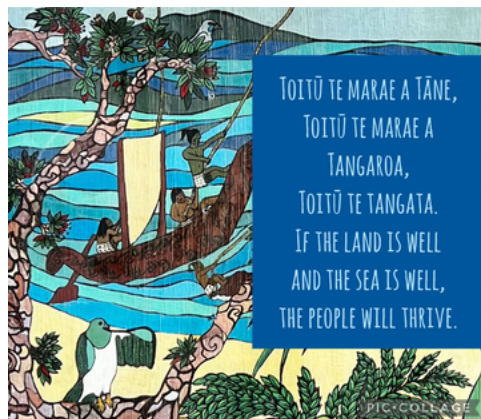
Video for students



We are so stoked that you're joining us to learn more about Aotearoa / New Zealand's wonderful moana / ocean! Our theme this year is "Together for our moana - we're shaping our future."

Together we're going to make sure our moana is healthy and thriving, because it affects us too!

Whakatauki source:  
Marine Stewardship Council  
Art by Whangaparāoa Primary  
tamariki



TOITŪ TE MARAE A TĀNE,  
TOITŪ TE MARAE A  
TANGAROA,  
TOITŪ TE TANGATA.  
IF THE LAND IS WELL  
AND THE SEA IS WELL,  
THE PEOPLE WILL THRIVE.

### Did you know?

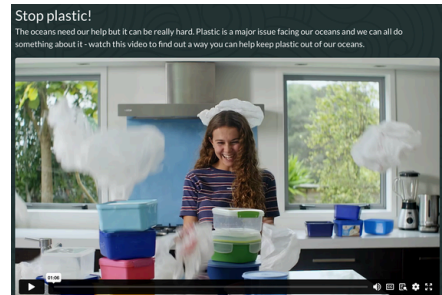
Did you know that Aotearoa has the 5th largest ocean area of any country in the world! Wow, we have such a small country, but a HUGE ocean! [Read more about it here.](#)

We're going to learn facts about our moana and how to keep it healthy. We'll learn about the wonderful things in our ocean, as well as some of the problems facing it. We'll also think about actions that we can take to make a difference.

### Watch before the intro activity

**Watch** this video from Young Ocean Explorers ['Stop Plastic!'](#)  
[Click here to see the video dubbed into te reo.](#)

*Video is 1:06 minutes*



### Our first action!

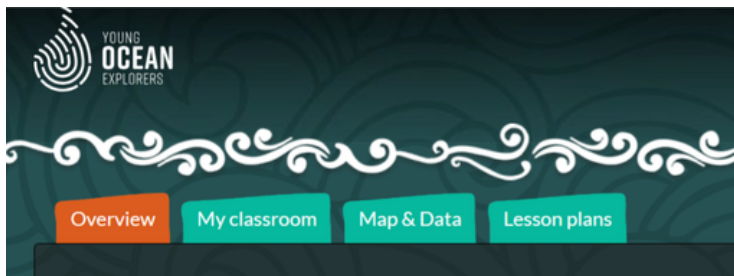

Now for your first action. Go outside and look around – try to find at least one piece of plastic rubbish each. Collect it and take it back to class. Look at your rubbish and count it.

(You may decide to pick up plastic before or after school so you're helping keep your community clean!)



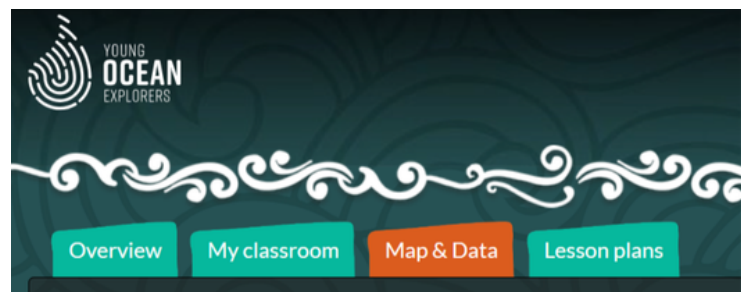
## The IMPORTANT bit!

Now for the important part! Ask your teacher to go to the **'My classroom' tab** on the 21 Day Challenge website. There they can enter your class data, and even photos of you taking action and the work you do if they want - we love to see what you are up to!



THEN take a look at the graph on the **overview tab** to see how much plastic has been picked up by classes from around Aotearoa. We can achieve a lot if we all work together! He rau ringa, e oti ai - Many hands make light work.

You might also like to look at the **map and data tab** on the 21 Day Challenge website. You will see a map showing all the schools around Aotearoa participating. You will also be able to see how much rubbish other classes and schools have collected.



Or another option is for your teacher to choose a '21 Day data champion' to be in charge of uploading the data daily! This is a super important job for a leader.

## Lesson plans

Even though it's called the '21 Day Challenge' we have made it a lot more flexible for you as teachers. A set 21 Days won't work for you all. So instead the aim is to do the lesson plans when works for you over the term. The idea behind 21 days is to create a habit of learning about + protecting the moana.

We understand that this new curriculum is a lot. We want to try help support you as best as possible.

We have now made our core lessons separated into the 3 different phases.

The core lesson plans are about super important topics everyone should be learning about. We encourage every class to complete these lessons first.

Pick + mix lessons plans are for you and your class to choose which topics you'd want to learn about!

Maths + literacy lesson plans with fun activities to engaged your students in these topics.

Snap shot lesson plans are there as we know as a teacher sometimes you only have 15 minutes. These lesson plans are designed for you to grab and go!

## End of challenge action!

This is a task for you throughout the 21 Day Challenge. We think kids' voices are important and powerful... especially if there's a whole lot of us saying the same thing. We want to use your collective voice and be heard!

Every class and year is different, so instead of one task, you get to choose how you share your voice. Each medium should include something around why the ocean is important to you, and why we need more marine protection.

**Years 1-3:** Make a poster or mural.

**Years 4-6:** Create a video.

**Years 7-8:** Write to your local government, start a petition, or any other way of using your voice to make change.

You can work on your project on your own, in a group, or as a whole class (or even team up with other classes). All of this is so we can show the importance of having a thriving ocean for future generations.

We'd love to see what you create! Your teacher can upload photos of your mahi in the 'My classroom' tab or email a link to videos. So we can share your hard work with other schools around Aotearoa.

More info will be in the 'Making a Difference' lesson plans.